


Warning :

- Be sure to check all packing material carefully for small parts, which may have come loose inside the carton during shipment.
- To prevent possible scratches and damage, this furniture must be assembled on a soft surface such as a blanket or carpet.

Important Use Information: We recommend using coasters, placemats and trivets when placing hot or cold containers on this item. It is also recommended to quickly cleanup any spills to minimize exposure to moisture. Doing so will prolong the life and look of the item for many years.

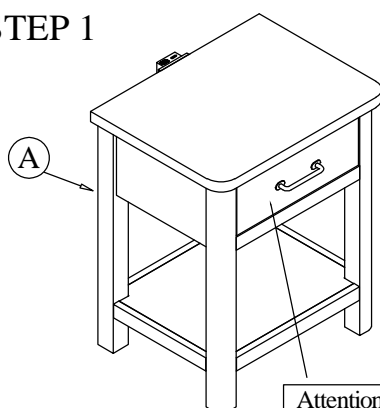


79468
One Drawer Nightstand

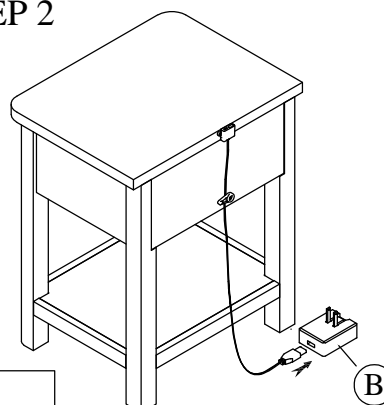
Components and Hardware List

One Drawer Nightstand 1 pc.	USB Adapter 1 pc.	Furniture Tipping Restraint Kit 1 set.	Screw Driver not included
------------------------------------	--------------------------	---	----------------------------------

STEP 1

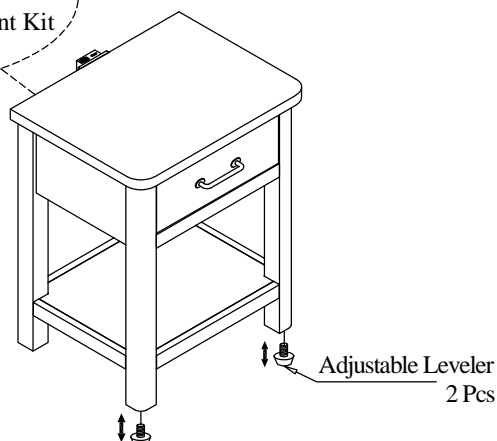
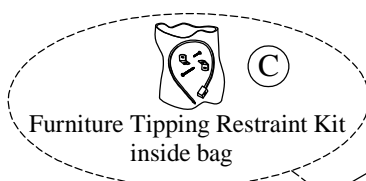


STEP 2



Attention :
- USB plug attached inside the drawer box
- Plug it into the USB to use

STEP 3



For product and personal safety, a Furniture Tipping Restraint kit has been included with this unit which can help to minimize the risk of the unit accidentally tipping forward, if used and properly installed per the kit manufacturer's instructions.